

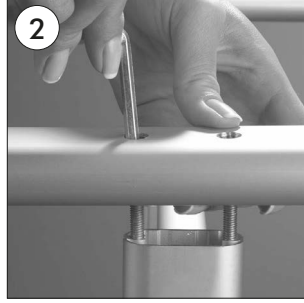



# INFOBOARD





- Fix the bottom feet to the legs of the stand.
- Fixieren Sie die Fussprofile an die Seitenprofile fest.
- Ayak profillerini yan profillere vidalayarak sabitleyin.



- Open all profiles.
- Alle Profile in der Pfeilrichtung öffnen.
- Kenar profilleri açın.



- Take-off the anti-reflex cover.
- Antireflex -Schutzfolie abheben.
- Anti-reflex korumayı kaldırın.



- Place the poster in. After placing the cover back on the poster, close the profiles.
- Poster einlegen. Antireflex-Schutzfolie auf Poster legen und die Seitenprofile in Pfeilrichtung zuklappen.
- Posteri yerleştirin. Anti-reflex korumayı posterin üzerine yerleştirerek kenar profilleri kapatın.



#### NOTE:

- Acrylic shelves are optional.
- Ablagen aus Acrylglas sind extra zu bestellen.
- Raf opsiyoneldir.



• Please inform the order number on the product or on the carton (e.g. 1/110001394-460) to the place that you have made the purchase if any problem with the product occurs.  
• Bitte teilen Sie bei jeglichen Problemen, die auf dem Artikel oder auf der Verpackung aufgeführte Auftragsnummer (z.B: 1/110001394-460) Ihrem Händler mit.  
• Lütfen üründeki herhangi bir sorun için ürünün veya paketin üzerindeki sipariş numarasını (örnek: 1/110001394-460) satın aldığınız yere bildiriniz.

• All rights reserved. All pictures, figures and writings are secured internationally by copy-right law. Infringements will be sued by civil and legal law.  
• Alle Rechte vorbehalten. Alle Bilder, Zeichnungen und Texte sind international urheberrechtlich geschützt. Etwaige Zuwiderhandlungen werden zivil-und strafrechtlich verfolgt.  
• Tüm hakları saklıdır. Tüm resimlerin, şemaların ve yazıların kopya hakları uluslararası kanunlarla güvence altına alınmıştır. İhlali durumunda sivil ve hukuki yasa mercii tarafından dava edilecektir.



1001891